



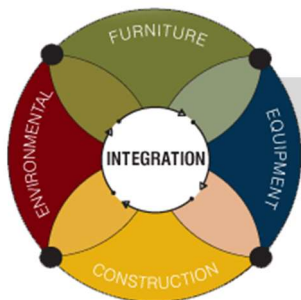
INTEGRATED CLEANROOM & LABORATORY SOLUTIONS



All Modular Full View Cleanroom

Modular facility design consists of a multi-room variable height open view ball room configuration with material and personnel entry/exit airlocks with all modular aluminum panel systems.

Typical scope includes all modular wall systems with full height glazing vision panels, integral wall and ceiling mount electrical and data service chases, swing type doors with a range of hardware options, structural walkable ceiling options with integrated LED type light fixtures and HEPA filtration modules.



COMBINED ENGINEERING SOLUTIONS – ONE CREATIVE VISION

120 Terence Matthews Crescent, Unit F1, Kanata, Ontario K2M 0J1
Ottawa Tel #: (613) 366-4984 **Toronto Tel #:** (416) 477-4984 **Fax #:** (613) 831-4966
info@hepaireproducts.com
www.hepaireproducts.com